

Welcome to your new DokuWiki


Congratulations, your wiki is now up and running. Here are a few more tips to get you started.

Enjoy your work with DokuWiki,
– the developers

Create your first pages


Your wiki needs to have a start page. As long as it doesn't exist, this link will be red: [start](#).



Go on, follow that link and create the page. If you need help with using the syntax you can always refer to the [syntax page](#).

You might also want to use a sidebar. To create it, just edit the [sidebar](#) page. Everything in that page will be shown in a margin column on the side. Read our  [FAQ on sidebars](#) to learn more.


Please be aware that not all templates support sidebars.


Customize your Wiki


Once you're comfortable with creating and editing pages you might want to have a look at the  [configuration settings](#) (be sure to login as superuser first).

You may also want to see what  [plugins](#) and  [templates](#) are available at DokuWiki.org to extend the functionality and looks of your DokuWiki installation.

Join the Community

DokuWiki is an Open Source project that thrives through user contributions. A good way to stay informed on what's going on and to get useful tips in using DokuWiki is subscribing to the  [newsletter](#).

The [DokuWiki User Forum](#) is an excellent way to get in contact with other DokuWiki users and is just one of the many ways to get  [support](#).

Of course we'd be more than happy to have you  [getting involved](#) with DokuWiki.